







TRANSMITTER BALANCER INSTRUCTIONS

This balancer is a precision CNC machined device made from 6061T6 Aluminum and was designed to assist modelers in achieving the proper balance of their transmitter when utilizing the neck strap system.

This balancer will work on the following transmitters: Futaba 24MZ, 12Z, Spektrum DX6, DX7 and possibly others.

Disclaimer: This balancer may increase the level of stress that is applied to the stock transmitter eye, and is intended for normal use only. We assume no liability associated with the use of this balancer. Use at your own risk.

STEP	INSTRUCTION	IMAGE
1	<p>This device contains 2 sub assemblies. The lower unit that attaches to the OEM transmitter eye and the upper balancer arm.</p> <p>A spacer is also included for the lower unit that fits in the OEM transmitter eye. A 3.mm X .5 X 10 long button head socket cap screw is provided to attach the lower unit to the OEM transmitter eye. The bolt and associated threads should be cleaned with appropriate solvent and a small amount of blue loctite applied to the threads prior to installation.</p> <p>The upper balancer arm also has a similar button head socket cap screw that secures the 2 units together. This fastener should also be prepped and loctite applied as previously stated.. Position the screw in the slot to achieve the proper balance for your transmitter.</p>	
	 <p>FUTABA 14MZ</p>	 <p>SPEKTRUM DX6</p>
	 <p>SPEKTRUM DX7</p>	